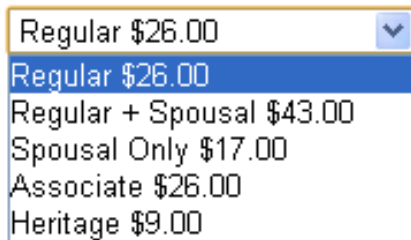


How to Use PayPal to Pay With Your Credit Card

NOTE: These instructions are written for those who would prefer to use a credit card for paying their membership fees using OPERA's PayPal Account. If you have a PayPal Account and would prefer to pay this way, choose that option in Step 4.

1. Choose "Open an Account" from the menu found on the left hand side at www.operaonline.ca
2. At the bottom of this new page, click on the drop down menu from Membership Options to choose the correct one:

Membership Options



Regular \$26.00
Regular \$26.00
Regular + Spousal \$43.00
Spousal Only \$17.00
Associate \$26.00
Heritage \$9.00

3. Click on the Pay Now button below the drop down menu



Regular \$26.00

Pay Now

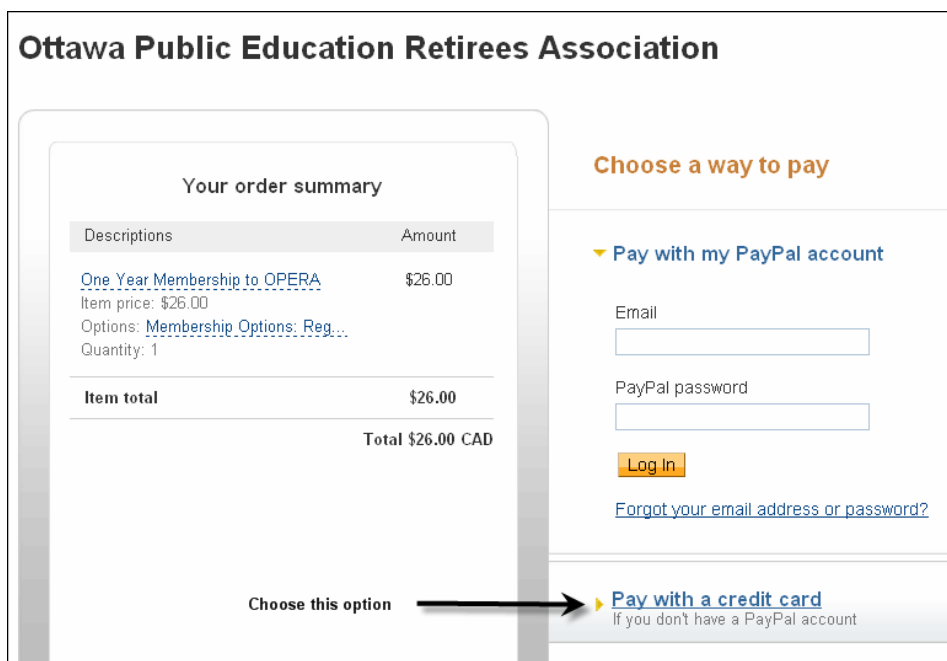
MasterCard VISA American Express BANK

NOTE: Ignore the images of the types of cards below the button - these are just to show which types of credit cards are accepted by PayPal, but if you click on any of those, it will take you to the same screen as the Pay Now button

4. You will then see the screen shown on the left.

Choose the option at the bottom which says "Pay with a Credit Card".

You do not have to fill in your email or PayPal password, if you are paying with a credit card.



Ottawa Public Education Retirees Association

Your order summary

Descriptions	Amount
One Year Membership to OPERA Item price: \$26.00 Options: Membership Options: Reg... Quantity: 1	\$26.00
Item total	\$26.00
Total \$26.00 CAD	

Choose a way to pay

▼ **Pay with my PayPal account**

Email

PayPal password

Log In

[Forgot your email address or password?](#)




▼ **Pay with a credit card**
If you don't have a PayPal account

Choose this option →

▼ **Pay with a credit card**
 If you don't have a PayPal account

Country

Credit card number

Payment Types   

Expiration date mm / yy /

CSC
[What is this?](#)

First name

Last name

Address line 1




Address line 2 (optional)

City

Province

5. Fill in all of the information requested on the next screen under “Pay with a credit card”. Again, you do not have to choose the type of credit card on this screen. The images are only to show the type of card you can use. The first number which you type in for the credit card will indicate the type of card it is. For example, when I type in a 4 - Visa will be indicated and the other two choices will be dimmed as show in the screen capture below. (3 indicates American Express, and 5, MasterCard)

Credit card number

Payment Types   

Review and Continue

6. After filling in all of the information, click on the Review and Continue button at the bottom of the screen. You will have a chance to review the information before your credit card will be charged.

7. If you have a PayPal Account, and you are choosing to pay with a credit card instead of using your PayPal account, you will see the screen shown below. Choose “Continue without logging in.” If you do not have a PayPal account skip to Step 8.

Ottawa Public Education Retirees Association English

Your order summary

Descriptions	Amount
One Year Membership to OPERA Item price: \$26.00 Options: Membership Options: Reg... Quantity: 1	\$26.00
Item total	\$26.00
Total \$26.00 CAD	

Did you know you have a PayPal account?

With the information you provided, we noticed that you have an account with us. You can log in and use it for this purchase.

If you prefer not to use your PayPal account, you can still continue without logging in to use card for this purchase.

Email

PayPal password

or [Continue without logging in](#)

8. Review your information and click on the



button at the bottom of this screen.

Ottawa Public Education Retirees Association

Your order summary	
Descriptions	Amount
One Year Membership to OPERA	\$26.00
Item price: \$26.00	
Options: Membership Options: Reg...	
Quantity: 1	
Item total	\$26.00
Total \$26.00 CAD	

Review your information

Shipping address [Change](#)

Janis Hynes
50 Village Walk Private
Manotick Ontario K4M 1L1
Canada

Add special instructions to the seller [Add](#)